


# Let's Explore... Our Community

## Hold a Halloween Block Party

Invite your neighborhood to a family Halloween block party. Everyone can come in costume. Families can come dressed in costumes that go together like "The Three Bears"; or they can come as a television family, or as ghosts.

Serve little pizza snacks or hot spicy cider that you made together. (See Let's Explore... The Foods We Eat.)

Try dunking for apples, have prizes for costumes, plan games for all ages.




## Sketch a Map of Your Community

See if you can find some old maps of your town. Compare them to an up-to-date map. Then sketch a map showing someone how to get from your house to the post office, library, or grocery store.

You may not have room to write in all the words you need, so make a legend and put that on a blank corner of your map. In making the legend, explain what you mean by each mark you make. If you use traffic lights as land marks, make up a sign that means traffic light. Use the sign in the map and put the explanation in the legend.

Be sure to include your name, the date, and the title of the map.



## Pick Your Own Apples

Most communities are not too far away from an apple orchard. Look in the newspaper or phone directory for an orchard where you can pick your own fruit. Call and find out if you must let them know ahead of time when you plan to come.

Take time to see all there is to explore at the orchard. Look at their apple picking equipment. If there is a cider press, try to see it being run. Is there a device for sorting the apples by size? Enjoy the smells of the apples. Try to pick some different kinds so that you can see variety in texture, shape, color, and taste.

When you get home with your apples and cider, make some applesauce or hot spicy cider. (See Let's Explore... The Foods We Eat.)

## SOS for Emergencies

Children should know how to call for help from emergency helpers in the community. Emergency numbers for fire, police, and poison control are listed at the beginning of the telephone book. You can dial "0" for operator anywhere in the country and the operator who answers will connect you with the emergency service you need.

Discuss several kinds of emergencies with your family. Talk about why it is useful to know the numbers to call. Together, look in the telephone book for the listing of those numbers. Include the fire department, hospital, and police.

- Talk about which family member, friend, or neighbor to contact in case of an emergency and write down their name and number.
- Make up a chart with the list of all the emergency numbers and post it at your child's eye level.
- Take turns playing the game of "Pretend." First your child can dial the emergency number and you can answer. Then you dial the number and he can answer. Teach him to tell his name and address slowly to the person to whom he is talking.
- Caution your child only to do this if there is a real emergency!

## Visiting the Bus Station, Airport, or Train Station


Our communities are situated in a much larger world. Let your child get a taste of this by going on a trip to the local bus station, train station, or airport.

Look for a map of the United States or world with all the routes marked on it. Watch as the attendant marks luggage for different places with different tags.

Watch the travelers to see what they take with them and to guess where they might be coming from or going to.

What stores are there at the station? Is there a restaurant? Is there a first aid station? Can you buy newspapers, books, candy?

Look at the trains, buses, or planes. Watch them load people and luggage. Do they get loaded at the same places? What other kinds of things are loaded? What kind of fuel do they use?



## Other Activities to Do in the Community: